

## INSULATED SHUTTER DP 100


### Description

The shutter is composed by 90 mm elements clamped together, made of profiled steel strips or aluminium strips filled with polyurethane foam.

Vertical sliding with upper roll up.

Lateral gasketstops in nylon and bottom part in black extruded aluminium with gasket. The shutter is supplied completely assembled.

On request windows with plexiglass.

Conform to the norm UNI EN 13241-1 

The shutters exposed to the wind, for instance in the case of façade installation, they must have the Class 2 conforming with the EN 12424.

### Characteristics and materials

Material		Galvanized steel with polyurethane foam	Aluminium with polyurethane foam
Finish		Galvanized powder coated	Pre-painted
Strip thickness	[mm]	0,50	0,50
Element thickness	[mm]	20,00	20,00
Profile step	[mm]	90,00	90,00
Weight	[kg/m <sup>2</sup> ]	12,62	5,72
Max. dimensions LxH	[mm]	6000x6000	5000x5000
Wind pressure resistance		Class 2	Class 2
Thermal transmittance	[W/m <sup>2</sup> K]	4,80	5,50
Spaces of use		Garages, shops, various	

### Dimensions

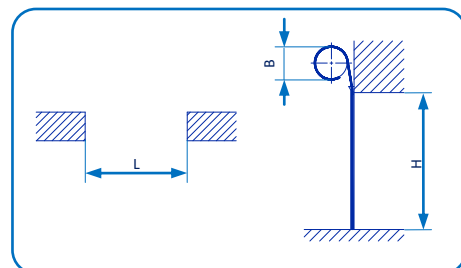
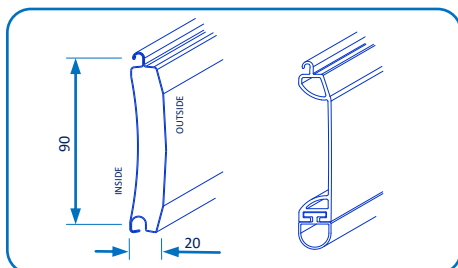
The values are approximates. For specific details contact our Technical Department.

In case of rotating shaft the minimum vertical space is 500 mm (motor + supports).

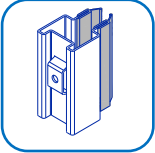
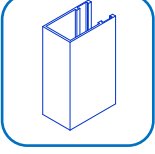
In case of galvanized steel shutter with spring or octagonal shaft D.70, look at the table below; for spaces related to other thickness or material please contact our Technical Department.

H Height	B – Roll Diameter															
	Spring shaft								Octagonal Shaft D. 70 with adaptor D. 180							
4500	370	370	370	400	-	-	-	-	365	365	365	-	-	-	-	-
4000	360	360	360	390	390	-	-	-	350	350	350	-	-	-	-	-
3500	350	350	350	380	380	380	-	-	330	330	330	330	-	-	-	-
3000	340	340	340	370	370	370	-	-	310	310	310	310	310	310	-	-
2500	330	330	330	330	360	360	360	360	295	295	295	295	295	295	295	295
2000	320	320	320	320	320	350	350	350	280	280	280	280	280	280	280	280
	1500	2000	2500	3000	3500	4000	4500	5000	1500	2000	2500	3000	3500	4000	4500	5000

L – Width of the opening



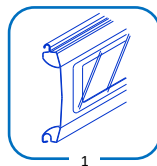
## Sliding guides

<p>Profiled guides in galvanized steel thickness 2,0 mm with gasket. For installation within and behind the opening</p>	
<p>U aluminium guides with gaskets - 40 x 36 x 40 - 60 x 36 x 60</p>	

## Accessories

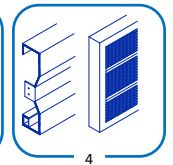
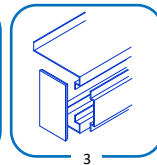
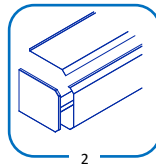
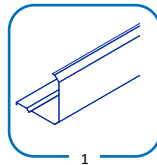
### Window

1. Slats with slots and transparent plexiglass



### Top and Lid

1. Front panel
2. Carter composed by front panel, front upper and pair carter clips
3. Carter with removable front panel
4. External lid in galvanized sheet



### Automation

1. Manual operation for shaft with spring  
Round shaft  $\varnothing$  48 – 60 – 76 – 89 – 101
2. Manual operation with torsional spring  
Octagonal shaft L. 70 – 102
3. Axial motor for shaft with spring  
Round shaft  $\varnothing$  48 – 60 – 76 – 89 – 101
4. Tubular motor  
Octagonal shaft L. 70
5. Side motor  
Round shaft  $\varnothing$  133 – 159 – 193 – 219 – 244 – 273 – 323 – 406
6. Forza motor  
Octagonal shaft L. 70 - 102

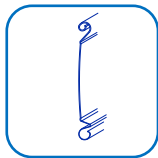


## Finishing

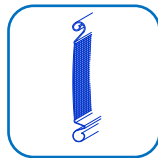
Pre-painted colors			
Simil RAL	Description	Simil RAL	Description
3003	Ruby Red	9006	White Aluminum
5010	Gentian Blue	9007	Grey Aluminum
6005	Moss Green		Light wood
8014	Sepia Brown		Dark wood
9002	Grey White		

Painted colors					
Simil RAL	Description	Simil RAL	Description	Simil RAL	Description
1013	Oyster White	7015	Slate Grey	8014	Sepia Brown
1015	Light Ivory	7030	Stone Grey	9002	Grey White
3002	Carmine Red	7035	Light Grey	9005	Jet Black
5007	Brillant Blue	7037	Dusty Grey	9006	White Aluminum
5010	Gentian Blue	7038	Agate Grey	9007	Grey Aluminum
6005	Moss Green	7039	Quartz Grey	9016	Traffic White
6009	Fir Green	7040	Window Grey		
6011	Reseda Green	7042	Traffic Grey		
7005	Mouse Grey	7044	Silk Grey		
7011	Iron Grey	8007	Fawn Brown		
7012	Basalt Grey	8011	Nut Brown		

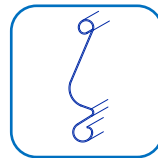
## The complete range of rolling shutter



Blank P.115



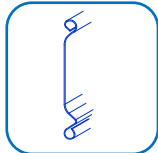
Micro-perforated P.115



Blank P.97



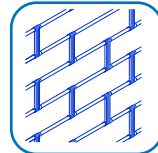
Micro-perforated P.97



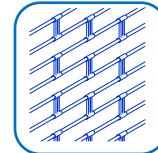
Blank P.73



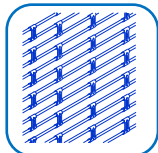
Micro-perforated P.73



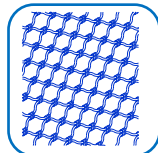
Tubular P.120



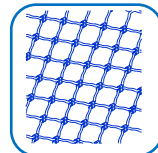
Tubular P.95



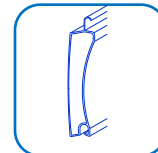
Tubular P.60



Tubonda



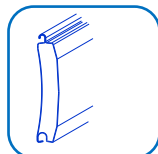
Tondino



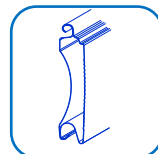
Insulated DP.77



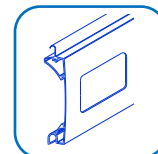
Insulated DP.105



Insulated F.100



Insulated F.140



Windowed



Details and images in this leaflet are not binding.  
Conegliano Serramenti s.r.l. reserve the right to modify them without notice at any time.

### Conegliano Serramenti S.r.l

Via Campolongo 1/E Loc.Ramera Z.I. / 31010 Mareno di Piave – Treviso - Italy

Tel: +39 0438.4985 Fax: +39 0438.498540 / Web site: [www.coneglianoserramenti.it](http://www.coneglianoserramenti.it) [www.forza-motion.com](http://www.forza-motion.com)

P.I. e C.F.: 00532460268- N.Reg.Imp.di TV 8758 / Capitale Sociale i.v.: € 78.000,00 – Capitale esistente al 31.12.15 € 78.000,00i.v.